

LESSON GUIDE 1

Introduction to Koiné Greek

by Thor F. Carden

**In hopes that you, the student,
may better understand and enjoy
God's Beautiful Bible.**

Introduction to Koiné Greek**Copyright © 2007 by Thor F. Carden. All rights reserved.**

All content of this training course not attributed to others is copyrighted, including questions, formatting, and explanatory text.

Scripture quotes in this work come from the **KJV** (King James Version) Public domain, unless it is marked as coming from one of these:

ASV (American Standard Version) Public Domain

Darby (Darby Translation) Public domain

DR (Douay-Rheims) 1899 American Edition - Public Domain

MSG (The Message) Scripture taken from The Message. Copyright 1993, 1994, 1995, 1996, 2000, 2001, 2002. Used by permission of NavPress Publishing Group.

NASB or **NASV** (New American Standard Bible) Scripture taken from the NEW AMERICAN STANDARD BIBLE®, Copyright © 1960,1962,1963,1968,1971,1972,1973,1975,1977,1995 by The Lockman Foundation. Used by permission.

NKJV (New King James Version) "Scripture taken from the New King James Version. Copyright © 1982 by Thomas Nelson, Inc. Used by permission. All rights reserved.

NLT Scripture quotations marked NLT are taken from the Holy Bible, New Living Translation, copyright 1996. Used by permission of Tyndale House Publishers, Inc., Wheaton, Illinois 60189. All rights reserved.

YLT (Young's Literal Translation) Public Domain

----- **PRICE INFORMATION** -----

This material is provided at no cost to those wanting to understand God's word better. If you use it in such a way that you make some money from it, please be sure to share what you can by giving it to your local Christian church or Christian School

Lesson Guide 1 - Table Of Contents

Lesson #	Topic	Page
	Introduction.....	5
1	Greek Alphabet - Α, Β, Γ.....	8
2	Greek Alphabet - Δ, Ε, Ζ, Η, Θ, Ι.....	10
3	Greek Alphabet - Κ, Λ, Μ Ν, Ξ, Ο.....	14
4	Greek Alphabet - Π, Ρ, Σ, Τ, Υ, Φ.....	19
5	Greek Alphabet - Χ, Ψ, Ω.....	22
6	Diphthongs.....	26
7	A Very Short Grammar Review.....	30
8	English Pronouns.....	34
9	Greek Pronouns, First Person Singular.....	38
10	Alphabet Review & Pronouns.....	41
11	Greek Pronouns, First Person Plural & Second Person.....	41
12	Third Person Personal Pronouns.....	45
13	The Greek Article - ὁ, ἡ, το.....	48
14	The Greek Article Review, Gender & Number.....	50
15	How it Helps to Know Greek.....	54

**This course is dedicated to
Fred Maynard
who helped me start on this road to understanding Greek.**

Εν ἀρχῇ ἦν ὁ Λόγος In the beginning was the Word

Introduction

These course materials were designed to be used as a course for high school home school students. It can, however, also be used as a self-study course by anyone. (If you are using it for self-study you will need to be your own teacher so you should start with the teacher's manual.)

This course has everything in it you will need to translate the 1st Epistle of John. When you finish this course you will have translated an entire book of the Bible. The skills learned will be useful in your study of the entire Bible for the rest of your life. I say entire Bible because although only the New Testament was originally written in Greek, the Old Testament was translated into almost this same dialect of Greek some two or three hundred years before Christ.

Meet the Author

The approach used to learning Greek used in this course is not the traditional approach. The reason for that is because of my background. The traditional approach did not work for me. I tried three different times to learn New Testament Greek only to quit in discouragement in a few weeks or months. It was not only Greek that was difficult for me. In high school I took two years of Latin and one of German. Although I passed these courses it was with grades far lower than my other courses. I took a German course in college with which I became discouraged and quit. At a later time I also tried to learn Spanish on my own with similar discouragement. I concluded long ago that I am not "gifted" in languages and yet my fascination with them kept bringing me back to them over and over again.

Then, when I was Director of Product Development for Universal Educator Inc., the company began developing, of all things, computer based training for Spanish, German and French. My job was about the computer programming and training design part of it but this put me in contact with experts in teaching languages. From them I finally learned why I was having such a difficult time. Everybody has a difficult time. There are people who are "gifted" at learning languages but it normally does not show up until their third language. They have just as tough a time as anyone else on their second language. It simply takes hundreds of hours to learn the grammar and syntax of your second language. There is no way around it. That helped me feel better about myself but did nothing to get me past this obstinate obstacle.

Then my life took a sudden turn. In March of 2003 God called me into full time ministry. I closed my Training & Computer Consulting business and returned to school to earn a Masters in Religion from Liberty University. When I am preaching God's word I feel a significant responsibility to get it correct. Part of that, it seemed to me, was being able to understand the Bible in its original languages. So once again I attacked Greek. My new determination together with an understanding that I was going to be confused for a long time finally got me through.

A Non-traditional Approach

Now I regularly teach New Testament Greek to others as part of my ministry. Using my years of experience developing training for business I have developed this non-traditional approach to

learning Greek. It does not avoid the obstacle of spending a long time feeling like you are in a fog. In fact, I'm not completely out of that phase myself. What it does avoid is spending a lot of time memorizing a bunch of things before you get to the fun of translating and translating with confidence.

The traditional way of teaching and learning New Testament Greek (or any other language) is not the way you and I learned English. We learned it by interacting with the language. What I try to do in this book is show you just barely enough to get started in translation and then allow you to pick up the rest as you go. This seems risky at first. What if you translate it wrong or learn something wrong? Does not matter. Both will happen occasionally regardless of what method you use to learn. If you continue to interact with the language your knowledge will increase and your misconceptions will be corrected.

As a student of New Testament Greek you have two unique advantages over most people trying to learn a language. First, you only want to learn it one direction. That is to say, you only want to learn to translate Greek into English and have no interest in translating English into Greek. That means you only have to learn half as much.

Second, you are standing on the shoulders of giants. There are dozens of excellent English translations of the New Testament already. If you refer to them often you will not go far wrong and you will always have the help of experts at your fingertips.

Then Why Study Greek?

So then the question becomes, "Why bother learning Greek if all we are going to do is compare versions?" That is the whole point isn't it? There is more than one English version and all the scholars do not agree. The problem is that, good, God fearing, people lovingly and respectfully translate the original Greek scriptures and come to very different conclusions about how best to show it in English. Without a working knowledge of Greek we have no basis for comparing and selecting which is best from all these versions.

Greek can be more precise than English. Ephesians 1:1 says "Paul, an apostle of Jesus Christ by the will of God, to the saints which are at Ephesus, and to the faithful in Christ Jesus." In English it is not entirely clear whether the intended audience is just people at Ephesus or "to the faithful in Christ Jesus" everywhere. The Greek grammar has no such ambiguity. He is writing to the saints in Ephesus and the faithful in Ephesus. Access to this precise understanding is only available to those who take the time to study the Greek language.

There is another reason as well. The New Testament in its original language is beautiful in ways that are lost during translation. The only way to experience this beauty is to learn to translate it yourself. A big part of my motivation in writing this course is to make that beauty available to you. When you see a beautiful sunset it is just so much better if you can point it out to someone else and they can look at it and go "ooh" and "aah" with you. Together you glorify God for the beauty of his creation. I want you to see that beauty in God's Holy Scriptures, as I have, and glorify God because of it.

What to Expect in This Course

In this course, I am going to introduce you to a few basic concepts and then we are going to start translating the scriptures together. Pay close attention to the notes about what is and is not

important to remember. You must know the alphabet and some rudimentary grammar facts or the translation part will be a complete mystery to you. Using this method requires that you develop some tolerance for ambiguity, uncertainty, and error both in yourself and as you perceive it in others. With experience you will develop your own ideas of how to choose from the competing alternatives available from expert scholars. Although this training method gets you to the Bible text faster there is still some basic things that simply must be committed to memory before you begin. Be patient and diligent and soon you will get through them.

With most things we learn, we learn them in little parts that we fully understand before we go on to the next thing. For instance, in math we learn to add and subtract before we learn to multiply and divide. In history we can learn about and, fully understand, what happened at a certain place and time without having any idea about other places and times. With language it is different. In language everything is related to everything else. It seems like we are learning things in parts. We learn about nouns and then about verbs. We learn what a particular word means. However, we really do not completely understand it until we see how a particular noun and verb interact. And then we discover that what we thought we knew before was just a partial understanding. Then we see them in another sentence and begin to comprehend a little more. And so it goes.

The consequence of this is that it is difficult to get a feeling of accomplishment as we go. It seems we are always in a state of confusion and it is easy to begin to believe you are not really learning anything and give up. I do know how that feels but, I assure you, if you persist you can learn Greek. I am completely sympathetic to your struggle having tried it and given up several times myself. Do not give up.

Instead of being like a novel that you begin at one end and go to the other; learning a language is more like looking through a telescope. Gradually everything will come into focus and one day you will be surprised that you actually understand a great deal. You will never learn it all. You still use a dictionary for English from time to time and it will be the same with Greek. However, if you are going to learn a language you must first learn how to use the "telescope." For language, the telescope is the alphabet. Everything else depends on that. Learn it well.

If you are serious about learning New Testament Greek you will need to obtain some other books besides this one at some point. I recommend you wait until you have finished this course before you buy any others. What you learn here both about New Testament Greek and yourself will help you evaluate what other books you may want.

There are three kinds of lessons in this book. The first few are about the alphabet. There will be a quiz at the end of each one which asks questions not only about the contents of that lesson but everything in the previous lessons. The next group of lessons are about grammar. The quiz at the end of each one will cover the grammar information in that lesson only. The final group of lessons, and the majority of the course, is translation. They consist of translation without a quiz at the end, since translation is the quiz. Vocabulary is introduced and practiced throughout the first forty-five lessons. Every fifth lesson is shorter with an associated test.

First things first and, first in this case is to learn the alphabet.

Αα Ββ Γγ Δδ Εε Ζζ Ηη Θθ Ιι Κκ Λλ Μμ Νν Ξξ Οο Ππ Ρρ Σσς Ττ Υυ Φφ Χχ Ψψ Ωω

Lesson 1 - Greek Alphabet

If you are like most people you skipped the introduction and turned right to this page. The quiz for this lesson has questions that refer to the introduction. If you skipped it, read it now.

Before you can learn Greek you must first learn the alphabet. Although the attempt is made here to make it a little less painful there is no easy way to do it. You must memorize the alphabet. It is the foundation on which all else is built. Imagine trying to read and write English if you only knew 14 of the 26 letters. Take your time and learn the alphabet very well.

It is also important to learn the correct sequence of the letters because almost all the reference materials you use are in order by the Greek alphabet. It is recommended you write the letters on index cards, one letter per card, and practice shuffling them and putting them back in order. Put sequence numbers on the back so you can quickly tell if you got them in the right order. (See page 53 of the *Reference Materials* for more specific instructions and an example.)

Without a teacher to show you it is difficult to learn how to pronounce the Greek letters. However, since New Testament Greek is no longer a spoken language it does not matter as much as if you were learning a modern language of a country where you planned to travel. (i.e. You do not have to worry about getting sent to a restaurant when you were looking for the restroom.) What is important is that you pronounce the letters *the same way every time you pronounce them*. I believe God wired our brains to learn language from sound. The more you say your Greek studies out loud, and the more consistently you pronounce them the same, the more likely you are to retain them in your memory.

In the following if there is no explanation of how to pronounce the *name* of the Greek letter just pronounce it as it appears. The names of the Greek letters start with the sound that letter makes.

A α A α

The first letter of the Greek alphabet is called alpha. Just like English, Greek letters have a capital, **A**, and lower case, **α**, version.

Alpha is pronounced like "a" in **call**. Greek vowels, unlike English vowels, usually only make one sound. That is why Greek needs seven vowels instead of five. (There are a couple of exceptions but we'll talk about them later.)

A Greek word that begins with the letter alpha is ακουω, pronounced, *a-ku-o*. It means, "hear," "listen," "comprehend" or "understand." The English word "acoustic" comes from ακουω. Each time a new Greek word is introduced you should make a flash card to help you practice remembering it. (See page 53 of the *Reference Materials* for more specific instructions and an example.)

Luk 8:8 "...He that hath ears to **hear**, let him **hear**." The word translated "hear" is ακουω.

Practice writing alpha until you can write it easily. Pronounce aloud the sound alpha makes each time you write it.

Β β Β β

The second letter of the Greek alphabet is called beta. The first two letters together is where we get our word, alphabet. As we sometimes call our alphabet the A, B, C's, after the first three letters they would call theirs alpha beta after the first two letters. This later became shortened to alphabet and has come to mean all ordered lists of letters not just the Greek.

Beta is pronounced like the b in **book**. Notice that the tail of the lower case form falls below the line. Remember to make a card for beta. (Page 53 of the *Reference Materials*)

A Greek word that begins with beta is βίος which means life or the things of life. (living, everyday life, sustenance of life, things that make life possible, livelihood, property, or possessions) It is pronounced *bi-os* with the i pronounced like i in **intrigue** and the o translated like the o in **knot**. Βίος is where we get the English word biology. Remember to make a card for the word βίος. (Page 53 of the *Reference Materials*)

1 John 2:16 "For all that is in the world, the lust of the flesh, and the lust of the eyes, and the pride of **life**, is not of the Father, but is of the world." "Life" is the Greek word βίος.

Practice writing beta until you can write it easily. Pronounce aloud the sound beta makes each time you write it.

Γ γ Γ γ

The third letter of the Greek alphabet is called gamma. Note the lower case form dips below the line.

Gamma is pronounced like the g as in **graphic** or **God**. It is never pronounced like the "g" in **judge**.

A Greek word that begins with gamma is γραφω, pronounced *graf-o*. Γραφω is a two syllable word with the first syllable pronounced like the English word "graph" and second like the "o" in **tone**. Γραφω means to write, compose, record, send a letter, inscribe, or sign (as in write signature). It is where we get our word "graph".

1 John 1:4 And these things **write** we unto you, that your joy may be full.

Practice writing gamma until you can write it easily. Pronounce it aloud each time you write it.

Exercise 1.1

Rewrite this list with the correct letters together with their name and in the correct order.

A β Gamma

B γ Alpha

Γ α Beta

Exercise 1.2

Match these words to their English meanings:

ακουω, βιος, and γραφω

hear, listen, comprehend or understand

write, compose, record, send a letter, inscribe, or sign

life, living, everyday life, sustenance of life, things that make life possible, livelihood, property, or possessions

Tell your teacher you are ready for Quiz #1.

Lesson 2 - Greek Alphabet

The fourth letter of the Greek alphabet is delta. Do not forget to make cards for each of the letters and new vocabulary words in this lesson. (Page 53 of the *Reference Materials*)

Delta is pronounced like d as in **d**eed.

A Greek word that begins with delta is δικαιοσ, pronounced *de-ki-os*. Δικαιοσ means righteous, innocent, faultless, guiltless, just, proper, fair or honest.

I Peter 3:18 "For Christ also hath once suffered for sins, the **just** for the unjust, that he might bring us to God, being put to death in the flesh, but quickened by the Spirit:

Practice writing delta until you can write it easily. Pronounce it aloud each time you write it.

Ε ε Ε ε

The fifth letter of the Greek alphabet is epsilon.

Epsilon is pronounced like e as in echo.

A Greek word that begins with epsilon is εχω pronounced *e-cho* just like the word meaning a sound that is reflected back except the "ch" has a little growl to it like the "ch" in loch. It means something else entirely, however. Εχω means to have, hold, possess, keep, receive, get or own. It can also mean consider or regard. Apparently the idea here is to "have" or "keep" in the mind.

Hebrews 4:15 "For we **have** not an high priest which cannot be touched with the feeling of our infirmities; but was in all points tempted like as we are, yet without sin."

Practice writing epsilon until you can write it easily. Pronounce it aloud each time you write it.

Ζ ζ Ζ ζ

The sixth letter of the Greek alphabet is zeta.

ζ is pronounced like z as in zoo. Note that the lower case form dips below the line.

A Greek word that begins with zeta is ζωη pronounced *zo-e*. Ζωη is a two syllable word where the first syllable sounds like the word "sew" only substitute a z sound for the s and the second syllable is like "e" in obey. ζωη means life, alive, animate, or living being. It is where we get the word zoo and the first part of the word zoology.

"But wait!" you say, "Two different Greek words that mean life? βιος and ζωη? How can that be!?" They are called synonyms. English has them, too -- creek and brook, chair and seat, pretty and beautiful, disgusting and gross, cup and mug, etc. Usually there are subtle differences in the shades of meaning. You will get used to them in Greek just as you did in English.

Rom 6:23 "For the wages of sin is death; but the gift of God is eternal **life** through Jesus Christ our Lord."

Practice writing zeta until you can write it easily. Pronounce it aloud each time you write it.

Η η Η η

The seventh letter of the Greek alphabet is eta.

η is pronounced like "e" as in *cafe*. Note that the lower case form dips below the line.

A Greek word that begins with eta is ηδη pronounced *ay-day*. Ηδη means now, already, this time, this moment, *or* soon.

2 Timothy 4:6 "For I am **now** ready to be offered, and the time of my departure is at hand."

Practice writing eta until you can write it easily. Pronounce it aloud each time you write it.

Θ θ Θ θ

The 8th letter of the Greek alphabet is theta.

Θ is pronounced like th as in **theology**.

A Greek word that begins with theta is θεος. θεος means God or god. θεος is pronounced *the-os*. *The* is not like the word "the" but like the first three letters of the word "thief." The o in *os* is pronounced like o as in **not**. It is like you are starting to say the word *ox* but change your mind and say s instead of x. *The-os*.

1 John 4:8 "He that loveth not knoweth not **God**; for **God** is love."

You have probably noticed by now that most Greek words can be translated into English more than one way. This is not one of them. It means God, as in God, or god, as in Zeus or Jupiter. (Do not be too concerned about figuring out which English word to use. Every now and then it can be difficult but most of the time you can just use the first English meaning on the list.)

Practice writing theta until you can write it easily. Pronounce it aloud each time you write it.

I i I i

The 9th letter of the Greek alphabet is iota. There are three syllables in iota, *i-o-ta*. Like the names of all Greek letters the first letter is pronounced like the letter that it names.

Iota, the letter, is pronounced like i as in inch.

A Greek word that begins with iota is Ιησους *I-a-soos* came into Greek from the Hebrew "Joshua" and means "Jehovah is salvation". It is usually translated Jesus. (In Acts 7:45 and Hebrews 4:8 Ιησους means the Joshua of the old testament instead of the Jesus of the New Testament.)

Matthew 1:21 "And she shall bring forth a son, and thou shalt call his name **JESUS**: for he shall save his people from their sins."

Practice writing iota until you can write it easily. Pronounce it aloud each time you write it.

Do not forget to make cards for each of the letters and new vocabulary words in this lesson. (Page 53 of the *Reference Materials*)

Exercise 2.1

Complete the following chart in order using these:

Θ, Α, ε, Δ, β, ζ, ετα, γ, ι

Capital	Lower Case	Letter Name
	α	alpha
Β	β	
Γ		gamma
	δ	delta
Ε	ε	
Ζ		zeta
Η	η	
	θ	theta
Ι		iota

Exercise 2.2

Use these Greek words to complete the following chart.

Ιησους, ακουω, βιος, δικαιος, εχω, γραφω, ηδη, θεος, ζωη

Greek	Meaning	Greek	Meaning
	God, god		life, living
	have, hold, keep		life, living thing
	hear, listen		now, already, soon
	Jesus (Joshua)		righteous, innocent
			write, compose

Tell your teacher you are ready for Quiz #2.

Lesson 3 - Greek Alphabet

Do not forget to make flash cards for each of the letters and new Greek words in this lesson.

(Page 53 of the *Reference Materials*)

K **κ** **Κ** **κ**

The 10th letter of the Greek alphabet is kappa.

Kappa is pronounced like k as in **kind**.

A Greek word that begins with kappa is *και*, pronounced *ki*. The *αι* in *και* is pronounced like the ai in **aisle**. *Και* means and, even, also, or namely but is usually translated and. It is the most frequently appearing word in the New Testament.

Philippians 4:7 "**And** the peace of God, which passeth all understanding, shall keep your hearts **and** minds through Christ Jesus."

Practice writing kappa until you can write it easily. Pronounce it aloud each time you write it.

Λ λ Λ λ

The 11th letter of the Greek alphabet is lamda.

Lamda is pronounced like the l's as in **logical**.

A Greek word that begins with lamda is λογος. Λογος means word, statement, or message. It is where we get the word logical, although the meaning has shifted a little. It is pronounced *lo-gos* where both o's sound like the "o" in **not**.

John 1:1 "In the beginning was the **Word**, and the **Word** was with God, and the **Word** was God."

Practice writing lamda until you can write it easily. Pronounce it aloud each time you write it.

Μ μ Μ μ

The 12th letter of the Greek alphabet is mu. (Like the "mu" on the front of mule.)

Mu is pronounced like m as in **mature**. Note the lower case form dips below the line.

A Greek word that begins with mu is μαρτυρεω. Μαρτυρεω means to testify or bear witness. It is pronounced *mar-tur-e-o*, with *mar* being like mar as in deface and, *tur* is like tour, and *e-o*, is like chorus of the children's song, e-i-e-i-o, with the i-e-i left out.

Ephesians 4:17 "This I say therefore, and **testify** in the Lord, that ye henceforth walk not as other Gentiles walk, in the vanity of their mind."

Practice writing mu until you can write it easily. Pronounce it aloud each time you write it.

N ν N ν

The 13th letter of the Greek alphabet is nu. (Pronounced like new.)

Nu is pronounced like n as in **now**.

A Greek word that begins with nu is νυν, pronounced *nun*. The "u" in *nun* is pronounced like u as in German unlauded u, but if you don't know German pronouncing it like u as in **put** is close enough. Νυν means now or the present.

Rom 13:11 "And that, knowing the time, that **now** (which is, in this case, the Greek word ηδη) it is high time to awake out of sleep: for **now** (Greek word, νυν) is our salvation nearer than when we believed. (Remember the discussion of synonyms in the previous lesson.)

Practice writing nu until you can write it easily. Pronounce it aloud each time you write it.

Ξ ξ Ξ ξ


The 14th letter of the Greek alphabet is xsi. You pronounce xsi like the first syllable of xylophone.

Xsi is pronounced like x as in **axe**. Notice the lower case form dips below the line.

A Greek word that begins with xsi is ξυλον. *Xulon* means wood or tree. Pronounce the u in xulon like the u in **pudding** and the o like o in **knot**.

1 Peter 2:24 "Who his own self bare our sins in his own body on the **tree**, that we, being dead to sins, should live unto righteousness: by whose stripes ye were healed."

Practice writing xsi until you can write it easily. Pronounce it aloud each time you write it.



The 15th letter of the Greek alphabet is omicron. *o-mi-cron*

Omicron is pronounced like o as in **o**ptic.

A Greek word that begins with omicron is *ὅτι* pronounced *hot-ee*. *Ὅτι* means that, because, for, since, for since, or the fact that. You are probably wondering where the h sound came from since we just said o is pronounced like o as in **o**ptic. It comes from the little mark above called a rough breathing mark. When a vowel begins a word if it has one of the marks above it which looks like a backward comma an "H" sound is added before the word.

1 John 2:12 "I write unto you, little children, **because** your sins are forgiven you for his name's sake."

Practice writing omicron until you can write it easily. Pronounce it aloud each time you write it.

Do not forget to make memory cards for each of the letters and new vocabulary words in this lesson. (Page 53 of the *Reference Materials*) You should review the cards you have made before and after each lesson.

Exercise 3

Complete the following charts using these words and letters:

alpha, already, also, and, bear witness, because, beta, compose, delta, epsilon, eta, even, gamma, God, god, have, hear, hold, innocent, iota, Jesus, Joshua, kappa, keep, lamda, life, listen, living thing, living, mu, now, nu, omicron, righteous, soon, statement, testify, that, the present, theta, tree, wood, word, write, xsi, zeta,

A, B, Δ, E, Γ, H, I, K, Λ, M, N, O, Θ, Ξ, Z

Capital	Lower Case	Name
	α	
	β	
	γ	
	δ	
	ε	
	ζ	
	η	
	θ	
	ι	
	κ	
	λ	
	μ	
	ν	
	ξ	
	ο	

Example Word	English Meaning
ακουω	
βιος	
γραφω g	
δικαιος	
εχω	
ζωη	
ηδη	
θεος	
Ιησους	
και	
λογος	
μαρτυρεω	
νυν	
ξυλον	
ότι	

Tell your teacher you are ready for Quiz #3.

Lesson 4 - Greek Alphabet

Π π Π π

The 16th letter of the Greek alphabet is pi. Mathematicians pronounce the name of this letter like the English word "pie" but Greek scholars pronounce it like the English word "pea".

When π is used in a Greek word it is pronounced like p as in **Papa**.

A Greek word that begins with pi is πατηρ. Πατηρ is pronounced *pah-tair*. Πατηρ means father, grandfather or ancestor.

John 8:38-39 "I speak that which I have seen with my **Father**: and ye do that which ye have seen with your **father**. They answered and said unto him, Abraham is our **father**. Jesus saith unto them, If ye were Abraham's children, ye would do the works of Abraham." Here we have πατηρ or father referring to, God, the devil, and an ancestor respectively.

Practice writing pi until you can write it easily. Pronounce it aloud each time you write it.

Ρ ρ Ρ ρ

The 17th letter of the Greek alphabet is rho. It looks like "p" and is called "row" only add a little bit of an "h" sound between the "r" and the "o".

When ρ is used in a Greek word it is pronounced like r as in **rack** only with a little trill or stutter to it almost like you are trying to say rrrack. When it appears on the front of the word you should also add a little h sound between it and the rest of the word - rrrh~~ack~~

A Greek word that begins with rho is ῥακος. *Rha-kos* means a piece of cloth. Notice the breathing mark over the rho. It is always there when rho is on the front of the word to remind you to add the little bit of "h" sound. It is called a rough breathing mark. (In order to show the rough breathing mark it was necessary to use a different font. It makes the bottom of the rho curve a little to the right. You will find rho written both ways sort of like sometimes you see the numeral one written l and other times 1. Sometimes you will see rho as ϱ and sometimes as ϲ)

Matthew 9:16 "No man putteth a piece of new **cloth** unto an old garment, for that which is put in to fill it up taketh from the garment, and the rent is made." (The word ῥακος only appears here and Mark 2:21.)

Practice writing rho until you can write it easily. Pronounce it aloud each time you write it.

Σ σ ς Σ σ ς

The 18th letter of the Greek alphabet is sigma or stigma. It has two lower case forms. The first σ, called sigma, is the way it is normally written at the beginning or interior of a word. However, on the end of a word it is ς, stigma. The pronunciation is the same either way.

Sigma an stigma are pronounced like s as in secrecy. Notice the stigma dips below the line.

A Greek word that begins with sigma and ends with stigma is σκοτος, pronounced *skot-os*. Like the first part of scotch and then like the last syllable of λογος described above. Σκοτος means darkness. Allegorically it can also mean sin or evil.

Ephesians 5:11 "And have no fellowship with the unfruitful works of **darkness**, but rather reprove them."

Practice writing sigma and stigma until you can write it easily. Pronounce it aloud each time you write it.

Τ τ Τ τ

The 19th letter of the Greek alphabet is tau. (The au in *tau* is pronounced like au in **sauerkraut**.)

Tau is pronounced like t as in **tricycle**. A Greek word that begins with tau is τρεις. You have had all the letters in τρεις so you can pronounce it. If not, review page 27 in the *Reference Materials* until you can. Τρεις means three.

1 John 5:7 "For there are **three** that bear record in heaven, the Father, the Word, and the Holy Ghost: and these **three** are one."

Practice writing tau until you can write it easily. Pronounce it aloud each time you write it.

Do not forget to make memory cards for each of the letters and new vocabulary words in this lesson. (Page 53 of the *Reference Materials*) You should review the cards you have made before and after each lesson.

Υ υ

The 20th letter of the Greek alphabet is epsilon.

Epsilon is pronounced like u as in a German unlaute u, but saying like u as in **pu**dding is close enough.

A Greek word that begins with epsilon is ὕδωρ. *Hudor* means water. Pronounce the o in *hudor* like the o in **tone** and do not forget to trill the rho. Notice the rough breathing mark above the epsilon. Remember that when it is above a beginning vowel it means put an h sound on the front of the word. Any word that starts with a vowel can have a rough breathing mark. All Greek words that begin with epsilon have a rough breathing mark.

Mark 1:8 "I indeed have baptized you with **water**: but he shall baptize you with the Holy Ghost."

Practice writing epsilon until you can write it easily. Pronounce it aloud each time you write it.

Φ φ

(Like rho, phi sometimes looks different - φ or Φ)

The 21st letter of the Greek alphabet is phi. (Pronounced like *fee*)

Phi is pronounced like ph as in **ph**otograph. Note the lower case form dips below the line.

A Greek word that begins with phi is φῶς, pronounced *fos*. It is where we get our word phosphorus. Pronounce the ω in φῶς like the o in **tone**. It means light or fire.

Luke 2:32 "A **light** to lighten ("lighten" here is the Greek ἀποκλυψιν meaning illuminate or enlighten not φῶς) the Gentiles, and the glory of thy people Israel."

Mar 14:54 "And Peter followed him afar off, even into the palace of the high priest: and he sat with the servants, and warmed himself at the **fire**."

Here we find why computers can not translate very well. The Greek word φῶς and the English word light have very different ranges of sense that just happen to intersect. Greek φῶς can mean light as in fixture that gives light (i.e. a lamp), the rays that illuminate (i.e. electromagnetic radiation that activates the vision receptors in your eye), a flame, or a fire. English *light* can mean a fixture that gives light, the rays that illuminate, something that is not heavy, something that has few calories, etc. We can distinguish these meanings by context in both languages while computers can not, at least not very well yet.

Practice writing phi until you can write it easily. Pronounce it aloud each time you write it.

Exercise 4.1

Put these in alphabetical order according to the Greek alphabet:

N ν nu	Δ δ delta	P ρ rho
E ε epilson	Λ λ lambda	O ο omicron
B β beta	A α alpha	Φ φ phi
Z ζ zeta	Γ γ gamma	Σ σ ς sigma, stigma
Θ θ theta	H η eta	Υ υ upsilon
I ι iota	Κ κ kappa	Π π pi
M μ mu	Ξ ξ xxi	Τ τ tau

Exercise 4.2

Match these Greek words with their English meanings:

πατηρ, φως, τρεις, σκοτος, υδωρ

father, forefather, ancestor

darkness, blackness, sin, evil

three

water

light or something that emits light - star, fire, lamp, torch, etc

Tell your teacher you are ready for Quiz #4.

Lesson 5 - Greek Alphabet


X **χ** Xχ

The 22nd letter of the Greek alphabet is chi. (Pronounced like *key*, only pronounce the *k* like below)

It is pronounced like ch as in **loch**. It is sort of like a "k" but let your tongue meet the top of your mouth a little further back. Notice that the lower case form dips below the line twice. A Greek word that begins with chi is *χριστος*, pronounced *chris-tos*. *Χριστος* means anointed and is usually just transliterated directly into English as "Christ."

Romans 6:8 "Now if we be dead with **Christ**, we believe that we shall also live with him."

Practice writing these chi until you can write it easily. Pronounce it aloud each time you write it.




The 23rd letter of the Greek alphabet is psi.

It is pronounced like ps as in **lips**. Notice that the lower case form dips below the line. A Greek word that begins with psi is ψευδος. Ψευδος (pronounced *psoo-dos*) means a lie, falsehood, untruth, imitation, or that which is unreal. It is where we get our prefix "pseudo-".

2 Th 2:11 And for this cause God shall send them strong delusion, that they should believe a **lie**.

Practice writing these psi until you can write it easily. Pronounce it aloud each time you write it.



The 24th, and final, letter of the Greek alphabet is omega.

It is pronounced like o as in **tone**. A Greek word that begins with omega is ὥς is pronounced *hos* like the first part of host. Notice the omega has the rough breathing mark causing the h sound to be put on front of the word. There are other Greek words beginning with omega that do not have the rough breathing mark and therefore do not have the h sound on the front of the word. Ως means as or like.

Matthew 6:10 "Thy kingdom come. Thy will be done in earth, **as** it is in heaven."

Practice writing these omega until you can write it easily. Pronounce it aloud each time you write it.

Do not forget to make memory cards for each of the letters and new vocabulary words in this lesson. (Page 53 of the *Reference Materials*) You should review the cards you have made before and after each lesson.

Review:

Capital	Lower Case	Name	Pronunciation	Example Word	Meaning
A	α	alpha	a as in call	ακουω <i>a-ku-o</i>	hear, listen
B	β	beta	b as in book	βιος <i>bi-os</i>	life, living
Γ	γ	gamma	g as in graphic	γραφω <i>graf-o</i>	write, compose
Δ	δ	delta	d as in deed	δικαιος <i>de-ki-os</i>	righteous, innocent
E	ε	epsilon	e as in echo	εχω <i>e-cho</i>	have, hold, keep
Z	ζ	zeta	z as in zoo	ζωη <i>zo-e</i>	life, living thing
H	η	eta	e as in cafe	ηδη <i>ay-day</i>	now, already, soon
Θ	θ	theta	th as in theology	θεος <i>theos</i>	God, god
I	ι	iota	i as in inch	Ιησους <i>iasoos</i>	Jesus (Joshua)
K	κ	kappa	k as in kind	και <i>kai</i>	and, even, also
Λ	λ	lamda	l as in logical	λογος <i>logos</i>	word, statement
M	μ	mu	m as in mature	μαρτυρεω <i>mar-tur-e-o</i>	testify, bear witness
N	ν	nu	n as in now	νυν <i>nun</i>	now, the present
Ξ	ξ	xsi	x as in axe	ξυλον <i>xulon</i>	wood, tree
O	ο	omicron	o as in optic	οτι <i>ho-tee</i>	because, that
Π	π	pi	p as in Papa	πατηρ <i>pa-ter</i>	father, ancestor
P	ρ	rho	r as in rack (with a little trill)	ρακος <i>rhakos</i>	a piece of cloth
Σ	σ ζ	sigma	s as in secrecy	σκοτος <i>skot-os</i>	darkness, evil
T	τ	tau	t as in tricycle	τριες <i>tree-es</i>	three
Υ	υ	upsilon	u as in pudding	υδωρ <i>hu-dor</i>	water
Φ	φ	phi	ph as in photograph	φως <i>fos</i>	light, fire
X	χ	chi	ch as in loch (with a little grr)	χριστος <i>christ-os</i>	anointed, Christ
Ψ	ψ	psi	ps as in lips	ψευδος <i>psoo-dos</i>	lie, falsehood
Ω	ω	omega	o as in tone	ως <i>hos</i>	as, like

There is a copy of this chart on page 27 of the *Reference Booklet*.

This is how the Greek letters appear in the Times New Roman font:

Αα Ββ Γγ Δδ Εε Ζζ Ηη Θθ Ιι Κκ Λλ Μμ Νν Ξξ Οο Ππ Ρρ Σσς Ττ Υυ Φφ Χχ Ψψ Ωω

This is how the Greek letters appear in the Titus Cyberbit Basic font:

Αα Ββ Γγ Δδ Εε Ζζ Ηη Θθ Ιι Κκ Λλ Μμ Νν Ξξ Οο Ππ Ρρ Σσς Ττ Υυ Φφ Χχ Ψψ Ωω

As you can see, all the letters are very similar in both fonts except for lower case rho and lower case phi. You need to be aware that this course uses both these fonts. Titus Cyberbit Basic is used in the Greek Text pages 2 to 11 in the *Reference Materials* and in the Parsing Guide first column in pages 12 to 26 of the *Reference Materials*. With a few exceptions Times New Roman is used in most other places.

Exercise 5

Use these words to complete the "Meaning" column of the following chart: already, also, ancestor, and, anointed, as, bear witness, because, Christ, compose, darkness, even, evil, falsehood, father, fire, God, god, have, hear, hold, innocent, Jesus, Joshua, keep, lie, life, light, like, listen, living, living thing, now, piece of cloth, righteous, soon, statement, testify, that, the present, three, tree, water, wood, word, write

Use these letters to complete the Capital and Lower Case Columns of the following chart:

A , B , X , Δ , E , Φ , Γ , H , I , K , Λ , M , N , O , Π , Θ , P , Σ , T , Y , ζ , Ω ,
Ξ , Ψ , Z , α , β , χ , δ , ε , φ , γ , η , ι , κ , λ , μ , ν , ο , π , θ , ρ , σ , τ , υ , ω , ξ , ψ , ζ

Capital	Lower Case	Name	Example Word	Meaning
		alpha	ακουω	
		beta	βιος	
		gamma	γραφω	
		delta	δικαιος	
		epsilon	εχω	
		zeta	ζωη	
		eta	ηδη	
		theta	θεος	
		iota	Ιησους	
		kappa	και	
		lamda	λογος	
		mu	μαρτυρεω	
		nu	νυν	
		xsi	ξυλον	
		omicron	ότι	
		pi	πατηρ	
		rho	ράκος	
		sigma	σκοτος	
		tau	τριες	
		upsilon	ύδωρ	
		phi	φως	
		chi	χριστος	
		psi	ψευδος	
		omega	ώς	

When you have checked and corrected the above tell your teacher you are ready for Test #1.

Lesson 6 - Diphthongs

All the Greek letters make the same sound all the time with only a few exceptions. Certain letters when put in pairs make a different sound. There are not many but you must remember them. It is a little better than English, however. With Greek there is always a visual cue that there is an exception. With English you never know. Take the word "gorge." The only way you can know that the first and second g's sound different is remember it. With Greek it is consistent. You either pronounce it as described above or if it is in one of these pairs below, you pronounce it according to the pair. When these double letters combinations are vowels they are called diphthongs. (Another English exception. The first h in "diphthong" is silent.)

αι

The diphthong αι is pronounced like ai in **aisle**.

A Greek word that starts with αι is αιωνιος *aionios* which means eternal or everlasting. It is where we get the word eon.

Matthew 18:8 "Wherefore if thy hand or thy foot offend thee, cut them off, and cast them from thee: it is better for thee to enter into life halt or maimed, rather than having two hands or two feet to be cast into **everlasting** fire."

ει

The diphthong ει is pronounced like ei in **freight**.

A Greek word that begins with this diphthong is ειμι. *eimi* which means "I am", "I exist" or "I live".

John 8:58 "Jesus said unto them, Verily, verily, I say unto you, Before Abraham was, **I am**."

οι

The diphthong οι is pronounced like oi in **oink**.

A Greek word beginning with this diphthong is οιδα. *oi-da* means see, know, perceive, recognize, notice, inspect, examine, behold, look.

I John 2:11 "But he that hateth his brother is in darkness, and walketh in darkness, and **knoweth** not whither he goeth, because that darkness hath blinded his eyes."

αυ

The diphthong αυ is pronounced like au in **sauerkraut**

A Greek word beginning with this diphthong is αυτος *autos* which means he.

1 John 2:25 "And this is the promise that **he** hath promised us, even eternal life."

ου

The diphthong ου is pronounced like ou in **group**

A Greek word beginning with this diphthong is ου *ou* which means no or not. It changes form like our article, a and an. Before certain words it adds a kappa or chi to make it sound right to the Greek's ears. You do not have to remember the rules for this since you will be translating from Greek and not to Greek. Just remember that ου, ουκ, and ουχ all mean the same thing. It is easier than it seems at first.

Mat 4:7 "Jesus said unto him, It is written again, Thou shalt **not** tempt the Lord thy God."

υι

The diphthong υι is pronounced like ui in **suite**

A Greek word beginning with this diphthong is υίος *huios* which means son, heir or descendant. Notice when a diphthong begins a word and has a rough breathing mark it appears over the second vowel but the "h" sound still goes before the first letter.

2 Peter 1:17 "For he received from God the Father honour and glory, when there came such a voice to him from the excellent glory, This is my beloved **Son**, in whom I am well pleased."

ευ

The diphthong ευ is pronounced like eu in **feud**

A Greek word beginning with this diphthong is ευθως *euthus* which means immediately.

Matthew 26:74 "Then began he to curse and to swear, saying, I know not the man. And **immediately** the cock crew.

ηυ

The diphthong ηυ is pronounced like eu in **feud**

A Greek word beginning with this diphthong is ηυξησεν *euxasen* which means grew or increased.

Luke 13:19 "It is like a grain of mustard seed, which a man took, and cast into his garden; and it **grew**, and waxed a great tree; and the fowls of the air lodged in the branches of it."

γ

Besides the diphthongs the consonant gamma sounds like English n when it follows certain other consonants. γ followed by γ, κ, ξ or χ is pronounced as English **n**.

For example, γγ is pronounced ng in **angel**. Our example for this is αγγελια (*ang-el-i-a*) which is Greek for message, command or news. It is related to the Greek word for messenger which is where we get our word for angel.

I John 3:11 "For this is the **message** that ye heard from the beginning, that we should love one another."

ἄ ἔ ἦ ἰ ὀ ὑ ὦ

As we mentioned above, a rough breathing mark over a beginning vowel adds an h sound to front of word. If the word starts with a diphthong the rough breathing mark will be over the second vowel but the h sound still goes on the front of the word.

Some Greek texts add some more marks around the words to aid in pronunciation. If you are using one of those look in the front and/or back of the book for a description of what they mean. It is this writer's view that most of the time we naturally place the right emphasis on the Greek and when we do not it does no harm. More marks are more confusing than they are helpful, at least to me.

There is one more mark that you do need to be aware of. It has no affect on pronunciation but it does effect meaning. It is called an iota subscript. It is a small mark under a vowel like this:

ω η α

It has no impact on the sound of the vowel but, as we will see later, it does effect how the word is used in the sentence, that is to say, the grammar of the word.

Practice writing all of the new vocabulary words in this lesson. Say them aloud each time you write them until you are comfortable writing and saying them.

Do not forget to make memory cards for each of new vocabulary words in this lesson. (Page 53 of the *Reference Materials*) You should review the cards you have made before and after each lesson.

Exercise 6.1

Match the diphthong to description of its pronunciation:

- | | |
|-------|---|
| 1) αι | pronounced like ai in aisle |
| 2) ει | pronounced like au in sauerkraut |
| 3) οι | pronounced like ei in freight . |
| 4) αυ | pronounced like eu in feud |
| 5) ου | pronounced like ng in angel |
| 6) υι | pronounced like oi in oink . |
| 7) ευ | pronounced like ou in group |
| 8) ηυ | pronounced like ui in suite |
| 9) γγ | |

Exercise 6.2

Match the English meaning of these Greek Words:

"I am", behold, command, descendant., eternal, everlasting, examine, "I exist", he, heir, inspect, know, "I live", look., message, news, no, not, notice, perceive, recognize, see, son

- | | |
|-----------|----------------|
| αιωνιος - | ου, ουκ, ουχ - |
| ειμι - | υιος - |
| οιδα - | αγγελια - |
| αυτος - | |

Exercise 6.3

If the letter below would have the sound of the English letter "H" added before it on the front of a word put an "H" above it. If it has an iota subscript, which can have an impact on meaning but not pronunciation, put an "I" above it.

α ά α έ ή η ί ό ύ ω ώ ω

Exercise 6.4

Write all the letters of the Greek alphabet in order, upper and lower case.

Study the chart on page 27 of the *Reference Booklet* and then tell your teacher you are ready for Quiz #6.

Lesson 7 A Very Short Grammar Review

In normal communication we seldom think about the grammar we learn in school and for most of us, it soon fades from our memory. For most practical purposes, unless you are in a profession that requires knowledge of grammar, it does not matter, that is, until you start trying to translate from one language to another. Then it becomes very important again. This review is designed to help you remember enough of the grammar you already know to help you translate Greek into English. (It is recommended you obtain a good English Grammar handbook for later reference.)

The universe is made up of things. Language describes these things so that one person's perspective and understanding of the universe around them may be communicated to another person with a fair amount of accuracy. Language classifies those things and observes the interactions and relationships of those things. While different languages go about communicating this information in different ways the universe that is being described is the same. We speak a descendant of one of the languages created by God at Babel. Greek is one of those languages as well. Because they are describing the same universe and because they came from the same root language there are many grammatical facts that apply to both English and Greek.

Both languages are made up of words. Words are discreet groups of sounds which convey a meaning from the speaker to the hearer. These words can be classified grammatically into what are called the parts of speech.

Nouns are words that are used to name particular things - "cat", "lamp", "book", etc. Some Greek nouns became English nouns -- athlete, drama, gymnasium, and many others. (See http://www.krysstal.com/borrow_greek.html for more.) Examples of Greek nouns are *αληθεια* which means "truth" and *Χριστος* which means Christ.

Adjectives are words that are attached to nouns and classify them. The adjective "black" allows black cats to be classified separately from cats of another color. The adjective "oil" allows oil lamps to be distinguished from electric lamps. The adjective "large" allows large books to be described separately from small books. As you will soon see, although it makes it a little complicated at first, in Greek it is easier to see which adjectives go with which nouns. This makes Greek more precise in its meaning than English. A Greek adjective is *πιστος* which means "faithful" or "reliable."

Articles are words that are attached to nouns which allow them to be classified as "in general" or "in particular." English has three articles - a, an, and the. (Many grammars consider articles to be just a special case of adjectives.) "The man" is a particular man where "a man" is just any man in general. "An" means the same thing as "a." "An" is used before words that start with a vowel. "A, an" is the only English word that changes form based on the beginning letter of the next word. There are many Greek words that do this but, ironically, not the Greek word for "a" or "an," because Greek has no word for "a" or "an." The only article in Greek is "the." We will look at the Greek "the" more later.

Pronouns are words that stand-in for nouns. Without them the sentence, "Jerry ate his soup with his spoon after his mother scolded him for drinking from his bowl and dribbling on himself," would become the awkward, "Jerry ate Jerry's soup with Jerry's spoon after Jerry's mother scolded Jerry for drinking from Jerry's bowl and dribbling on Jerry." We'll be studying personal

pronouns starting in the next lesson because they have an important similarity between the two languages. We will take a look at other kinds of pronouns (besides personal pronouns) as they appear in the our translation work. The pronoun "me" is the same word in Greek and English, *με* and *me*. You have already learned the pronoun *αυτος* means "he."

Verbs are words that describe [A] the actions of nouns, (Examples: John *walks*. Sarah *speaks*. Horses *canter*.) [B] the actions of nouns on other nouns, (Examples: John *loves* Sarah. Sarah *rides* horses.) or [C] helps classify nouns by connecting them to adjectives or other nouns. (Examples: Sarah *is* a woman. John *will be* tall.) Greek verbs will probably be the most difficult thing for you to learn because they have many more forms in Greek than they do in English and because there are some Greek ideas and ways of thinking about verbs that simply have no equivalent in English. They will also be the most interesting because they will stretch your ideas in brand new directions. *Καθαριζω* is a Greek verb meaning "to cleanse" or "to purify."

Adverbs are words that are attached to and classify verbs, adjectives and other adverbs. The man walked *quickly* or the man walked *slowly*. The adverbs "slowly" and "quickly" put the verb "walked" into two different categories. In Greek they work so similar to English you will hardly notice them.

Prepositions are connecting words that allow you to use nouns to classify and categorize other words. In the sentence, "He was far from home," the preposition "from" allows the noun "home" to be used to help classify or modify the word "far." Prepositions work exactly the same in both languages but they have such a wide range of sense in both languages they require a good bit of attention during translation. *περι* is a preposition which can usually be translated "about."

Another interesting thing is that some concepts which are described in English by a prepositional phrase may be described in Greek with a different form of the noun. For instance, in Greek the sentence, "The boy threw the ball to the catcher," would not need the preposition "to" but would have the noun "catcher" in a special form called the "dative" and convey the exact same meaning. It is not as complicated as it sounds at first. We will go over this in detail later.

Conjunctions are connecting words that join words, phrases, or clauses together -- and, but, etc. They work the same in both languages. *Οτι* is a Greek conjunction meaning "that" or "because."

English grammars have another classification of words called "interjections" which Greek does not exactly have. Greek grammars have instead another classification called "particles" which would include interjections. This part of speech also includes some words in Greek that have no equivalent in English but which effect the way the other words in the same sentence are translated. There are only a few of these and they are best learned by example as they are encountered during translation.

One complicating factor in English is that the same word can end up being in more than one category or part of speech depending on how it is used in a sentence. For instance, the English word "light" has a number of different meanings so that it can be a noun if it is describing a lamp or rays of illumination, an adjective if it is describing a shade of color or how much something weighs, or a verb when it is describing starting a fire or coming to rest. The word "oil" can be a noun if it stands by itself, an adjective if it is next to a noun like "lamp" or "well," or a verb (as in lubricate) without even changing its essential meaning. In Greek it is simpler to distinguish the parts of speech because the same word takes different forms when used in different ways. This makes it more difficult to translate from English to Greek and less difficult to translate from Greek to English. The good news is we will only be translating in the less difficult direction.

If everything is not completely clear about the parts of speech, do not be too concerned. We will review all of this information in more detail in the following lessons.

Exercise 7.1

Mark the words in I John 1:4-10 according to what part of speech they are.

Noun = N	Adjective = AJ	Article = AT	Preposition = PP
Pronoun = PN	Adverb = AV	Verb = V	Conjunction = C

(4) And these things we write to you, that your joy may be complete.

C PN N PN V PP PN C PN N AV V AJ

(5) This is the message which we have heard from Him, and declare to you,

that God is light, and in Him is no darkness at all. (6) If we say

that we have fellowship with Him, and walk in darkness,

we lie, and do not the truth. (7) But if we walk in the light, as He is in the light,

we have fellowship one with another,

and the blood of Jesus Christ, His Son, cleanses us from all sin. (8) If we say

that we have no sin, we are deceiving ourselves, and the truth is not in us.

(9) If we confess our sins, He is faithful and just to forgive our sins,

and to cleanse us from all unrighteousness. (10) If we say that we have not sinned,

we make Him a liar, and His word is not in us.

Exercise 7.2

Write all the letters of the Greek alphabet in order, upper and lower case

Do not forget to make memory cards for each of the new vocabulary words in this lesson. (Page 53 of the *Reference Materials*) You should review the cards you have before and after each lesson.

Exercise 7.3 Supply the English meaning.

- 1) πατηρ –
- 2) φως –
- 3) τρεις –
- 4) βιος –
- 5) λογος –
- 6) αγγελια –
- 7) θεος –
- 8) ζωη –
- 9) σκοτος –
- 10) ειμι –

If you are having trouble remembering all the vocabulary words perhaps you are not reviewing the memory flash cards you have been making often enough or long enough.

Tell your teacher you are ready for Quiz #7.

Lesson 8 English Pronouns

Before we can begin to understand Greek personal pronouns we need to make sure we understand English personal pronouns. There are four ways you can sort pronouns in both languages. By number, person, gender and case. You probably already know how to sort them in English.

Exercise 8.1

Mark these pronouns based on whether they stand for one (Singular) or more than one (Plural)

Pronoun	Singular (one)	Plural (more than one)
he		
her		
hers		
him		
his		
I		
it		
its		
me		
mine		
my		
our		
ours		
she		
their		
theirs		
them.		
they		
us		
we		
you		
your		
yours		

Exercise 8.2

Mark these pronouns based on who is doing the speaking and listening. 1st Person - the one doing the speaking. 2nd Person - the one doing the listening. 3rd Person - neither the speaker nor the listener.

Pronoun	1st Person	2nd Person	3rd Person
he			
her			
hers			
him			
his			
I			
it			
its			
me			
mine			
my			
our			
ours			
she			
their			
theirs			
them.			
they			
us			
we			
you			
your			
yours			

Exercise 8.3

Mark these pronouns based on whether they refer to male gender (Masculine), female gender (Feminine), no gender (Neuter), or unknown gender. (Not Specific)

Pronoun	Masculine	Feminine	Neuter	Not Specific
he				
her				
hers				
him				
his				
I				
it				
its				
me				
mine				
my				
our				
ours				
she				
their				
theirs				
them.				
they				
us				
we				
you				
your				
yours				

Greek sorts in exactly the same way as the above except that Greek also has a way of dividing the plural third person pronouns (they, their, theirs, and them) by gender where English does not. More on that shortly.

The fourth way of sorting pronouns, sorting by case, may require a bit more explanation. If you have studied a lot of English grammar this will already be quite familiar to you. If you have not you already use these concepts all the time; you just do not yet know the terms.

In the sentence, "He threw her his hat," there are three pronouns used three different ways. "He" is the subject of the verb because "he" is performing the action. "His" modifies or classifies "hat" letting the reader know whose hat it is. "Her" is the indirect object of the verb, "threw." The direct object is "hat" because the hat is actually being thrown so the action is happening to it directly. "Her" is catching the hat so "her" only receives the action of the verb *indirectly*.

These different ways of using the pronouns are called cases. "He" is in the *subjective* case because it is the subject of the verb. "His" is in the *possessive* case because it shows who owns (or possesses) the hat. "Her" is in the *objective* case because it is the indirect object of the verb.

Let's do another example. Look at the pronouns in the sentence, "She put them into it." "She" is the subject of the verb. "Them" is the direct object of the verb because "them" is the direct recipient of the action of the verb, "put." "It" is the object of the preposition "into."

"She" is in the *subjective* case and "them" and "it" are both in the *objective* case because they are objects of something. Most of the time you can tell by the form of the personal pronoun which case it is in. "He", for instance, is always in the subjective case. Sometimes you have to see how a pronoun is used before you can tell for sure. "Her," for instance, can be either possessive or objective case. i.e That is her house. (She owns the house.) I like her. (She is the object of like.) And "it" can be either subjective or objective case. It runs well. (It is the subject of sentence) I like it. (It is the object of like.)

Now lets try sorting the pronouns by case.

Exercise 8.4

Mark these pronouns based on how they may be used in a sentence. As a subject (Subjective), showing ownership or possession (Possessive), or as an direct object, indirect object or object of a preposition (Objective). If you are having trouble make up sentence with the pronoun in it and see how it is used.

Pronoun	Subjective	Possessive	Objective
he			
her			
hers			
him			
his			
I			
it			
its			
me			
mine			
my			
our			
ours			
she			
their			
theirs			
them.			
they			
us			
we			
you			
your			
yours			

Exercise 8.5

Write all the letters of the Greek alphabet in order, upper and lower case

Exercise 8.6 Supply the English meaning.

- 1) μαρτυρω –
- 2) ζωη –
- 3) οτι –
- 4) και –
- 5) ειμι –
- 6) καθαριζω –
- 7) ψευδος –
- 8) τρεις –
- 9) θεος –
- 10) πιστις –

Tell your teacher you are ready for Quiz #8.

Lesson 9 Greek Pronouns, First Person Singular

Review the information in Lesson 8. You will need to understand it for this lesson.

Most of the time you can tell what case an English pronoun is in by the form that it takes. Even when you can not tell for sure as is the situation with "you" (which can be either subjective or objective) you can narrow it down to just two possibilities.

Greek is similar to this except it has more forms which means it can be more precise than English. We already mentioned a few of the extra forms above when we mentioned that plural third person pronouns are distinguished by gender in Greek. Greek also has some extra case forms.

Greek cases:

Nominative case is like the English subjective case.

Genitive case is like the English possessive case.

Dative case is used for indirect objects of a verb.

Accusative case is used for direct objects of a verb.

Also in Greek, prepositions can take an object that has the genitive, dative, or accusative forms. If you ever translate English into Greek you have to understand which prepositions takes which case form and why. Since here we always go from Greek to English it is not a difficulty. If a pronoun is right after a preposition it is the object of that preposition just as in English.

Use in the Sentence	English Case	Greek Case Form (s)
Subject or Predicate Nominative	Subjective	Nominative
Indicating Possession	Possessive	Genitive
Indirect Object	Objective	Dative
Direct Object	Objective	Accusative
Object of Preposition	Objective	Genitive, Dative or Accusative

Exercise 9.1

Mark the following chart based on how the Greek case forms are used in a sentence:

Greek Case	Subject	Predicate Nominative	Indicates Possession	Indirect Object	Direct Object	Object of Preposition
Nominative						
Genitive						
Dative						
Accusative						

Now we are ready to take a look at the Greek pronouns...

First Person Singular Personal Pronouns

Case	English	Greek
Nominative	I	εγω
Genitive	my, mine	εμου, μου
Dative	me, to me, with me	εμοι, μοι
Accusative	me	εμε, με

μου and εμου are the same word really. It just has ε on front of it sometimes based on the words around it sort of like sometimes you use "a" and sometimes "an" depending on what letter begins the next word. There are rules about when to use which one where, but since we are going from Greek to English and not the other way around we do not need to be concerned about them. You just need to recognize the word when you see it. The same can be said for εμοι and μοι as well as εμε and με. You may also note that the Greek word for "me" is the same in English and Greek so there is one you won't have to learn.

For the dative you may have also noticed "to me" and "with me" in the English column. Sometimes in order to translate a dative case pronoun we have to add a "to" or "with" in the English to make it make sense. Consider the sentence, "He threw me the ball." It could be restated without changing its meaning to "He threw the ball to me." In a simple sentence like this it makes no difference but if you are trying to translate a complex sentence sometimes the only way to keep it from being awkward is to use the little helper words "to" or "with".

Practice writing and pronouncing these Greek words. Unlike the alphabet which you have to know very, very, well, you can get away with not knowing all the pronouns all that well, particularly the nominative forms. The reason is, as you will see, that most of the time the form of the verb implies the pronoun used as a subject so the Greek just leaves it out. If they are included you can always look them up. The forms that are used a lot you will get tired of looking up and you will memorize them eventually.

It is recommended you memorize all of the forms but some people are better at that than others. Many people remember things better if they just use them. That is why this course tries to get

you to translating the Bible as quickly as possible. But before we do, you have to be at least aware that there are different forms and be familiar enough with them that you understand how to look them up when you need to. Make a valiant attempt to remember all the forms. The more successful you are the easier it will be to translate the Greek New Testament later.

Exercise 9.2

Mark the following chart based on how the Greek pronouns may be used in a sentence:

Greek Word	Subject	Predicate Nominative	Indicates Possession	Indirect Object	Direct Object	Object of Preposition
εγω						
εμε						
εμοι						
εμου						
με						
μοι						
μου						

Exercise 9.3

Mark the following chart based on how the Greek pronouns might be translated:

Greek Word	I	my	mine	me	to me	with me
εγω						
εμε						
εμοι						
εμου						
με						
μοι						
μου						

Exercise 9.4 Supply the English meaning. If it is a pronoun supply case and number.

- 1) δικαιος –
- 2) ειμι –
- 3) υδωρ –
- 4) εμε, με –
- 5) ακουω –
- 6) πατηρ –
- 7) μαρτυρεω –
- 8) ως –
- 9) γραφω –
- 10) χριστος –

Tell your teacher you are ready for Quiz #9.

Lesson 10 Alphabet Review & Pronouns

Exercise 10.1 Supply the English meaning.

If it is a pronoun supply case, number, and gender only if it is ambiguous in English.

- | | |
|-------------------|---------------|
| 1) ακουω – | 6) χριστος – |
| 2) ως – | 7) οτι – |
| 3) εμοι, μοι – | 8) πιστις – |
| 4) ου, ουκ, ουχ – | 9) φως – |
| 5) ψευδος – | 10) αιωνιος – |

Exercise 10.2

Write all the letters of the Greek alphabet in order, upper and lower case

Review the case charts on the previous two pages, the Greek alphabet, and all previous vocabulary.

Tell your teacher you are ready for Test #2.

Lesson 11 Greek Pronouns, First Person Plural & Second Person

Review lessons 8 and 9 before studying this lesson.

First Person Plural Personal Pronouns

Case	English	Greek
Nominative	we	ἡμεῖς
Genitive	our, ours	ἡμῶν
Dative	us, to us, with us	ἡμῖν
Accusative	us	ἡμᾶς

Notice the rough breathing mark and remember to include the "h" sound before the word.

Second Person Personal Pronouns

Number:	Singular		Plural	
Case	English	Greek	English	Greek
Nominative	you	συ	you	ὑμεῖς
Genitive	your, yours	σου	your, yours	ὑμῶν
Dative	to you, with you	σοι	to you, with you	ὑμῖν
Accusative	you	σε	you	ὑμᾶς

There are some patterns that might help you remember more forms. Notice that the first and second person endings are all the same for the same case and number except for the nominative singular. In fact they are so similar in the plural that they are identical except for the first letter.

Notice that in the English second person there is no difference between singular and plural. This is a relatively late development in English. At the time the King James Version was translated English did have a singular form for second person personal pronouns - thee, thy, thine, and thou. If you want to try using these forms to translate you are welcome to try it. You can always check it against the KJV to see if you got it right. Thou is subjective, thee is objective and thy and thine are possessive.

Practice writing and saying these Greek pronouns.

Exercise 11.1

Mark the case of the Greek pronouns

Greek Word	Nominative	Genitive	Dative	Accusative
εμε				
με				
σε				
ήμας				
ύμας				
εμοι				
μοι				
σοι				
ήμιν				
ύμιν				
εμου				
μου				
σου				
ήμων				
ύμων				
εγω				
συ				
ήμεις				
ύμεις				

Do not forget to make memory cards for each of new Greek words in each lesson. (Page 53 of the *Reference Materials*) You should review the cards you have made before and after each lesson.

Exercise 11.2**Mark the person and number of the Greek pronouns**

Greek Word	1 st Person	2 nd Person	Singular	Plural
εγω				
εμου				
μου				
εμοι				
μοι				
εμε				
με				
συ				
σου				
σοι				
σε				
ήμεις				
ήμων				
ήμιν				
ήμας				
ύμεις				
ύμων				
ύμιν				
ύμας				

Exercise 11.3 Supply the English meaning.

If it is a pronoun supply case, number, and gender only if it is ambiguous in English.

- 1) ήμιν –
- 2) οτι –
- 3) περι –
- 4) αληθεια –
- 5) Ιησους –
- 6) και –
- 7) εμε, με –
- 8) σοι –
- 9) αγγελια –
- 10) γραφω –

Some important facts to remember:

A Greek pronoun's *number* is either singular when it stands for one or plural when it stands for more than one.

A Greek pronoun's *gender* is either masculine when standing for male nouns, feminine for feminine nouns or neuter for neuter nouns. If the gender is unknown or mixed (as in a crowd of people) the masculine form is used.

A Greek pronoun's *person* is first when the speaker/writer is being referenced, second when the listener/reader is being referenced or third if it is neither the speaker/writer or listener/reader.

A Greek pronoun's *case* depends on how it is used in the sentence.

- If it is a subject or predicate nominative it is Nominative case.
- If it is used to indicate possession it is Genitive case.
- If it is used as the indirect object it is Dative case.
- If it is used as the direct object it is Accusative case.
- If it is an object of a preposition it might be Genitive, Dative or Accusative depending on which preposition it is.

Exercise 11.4

Complete the charts below using these words:

I, me, mine, my, our, ours, to, us, we, you, your, yours, with (optional: thee, thou, thy)

FIRST PERSON				
Case	Singular		Plural	
	Greek	English	Greek	English
Nom	εγω		ήμεις	
Gen	εμου, μου		ήμων	
Dat	εμοι, μοι		ήμιν	
Acc	εμε, με		ήμας	

SECOND PERSON				
Case	Singular		Plural	
	Greek	English	Greek	English
Nom	συ		υμεις	
Gen	σου		υμων	
Dat	σοι		υμιν	
Acc	σε		υμας	

Tell your teacher you are ready for Quiz #11.

Lesson 12 Third Person Personal Pronouns

Third Person Singular Personal Pronouns

Gender:	Masculine		Feminine		Neuter	
Case	English	Greek	English	Greek	English	Greek
Nom	he	αυτος	she	αυτη	it	αυτο
Gen	his	αυτου	her, hers	αυτης	its	αυτου
Dat	to or with him	αυτω	to or with her	αυτη	to or with it	αυτω
Acc	him	αυτον	her	αυτην	it	αυτο

Third Person Plural Personal Pronouns

Case	English	Masculine	Feminine	Neuter
Nominative	they	αυτοι	αυται	αυτα
Genitive	their, theirs	αυτων	αυτων	αυτων
Dative	to them, with them	αυτοις	αυταις	αυτοις
Accusative	them	αυτους	αυτας	αυτα

If you are beginning to feel a little overwhelmed that is natural. Do not worry about it. You remember thousands of nuances in English. You can do the same in Greek. The only thing you have to do is persist.

There are three things that will help you.

(A) There are some patterns to the forms above. Notice they all begin with αυτ. Notice that the Masculine and Neuter are always the same as each other for Genitive and Dative case. Notice that singular Dative always ends in a vowel with an iota subscript and the plural Dative always ends with ις. Notice that in the Neuter the Nominative and Accusative are identical. Notice that the plural Genitive is identical for all genders.

(B) The exact same pattern as the third person personal pronouns above is used for articles, most adjectives, most nouns and most other kinds of pronouns with just a few exceptions (almost all of which are in the Nominative case). So if you can commit these pronouns to memory you are way ahead when we get to those other parts of speech.

(Γ) If you do not remember them all it is not the end for you. You can always look them up and the ones that are most frequently used you will just naturally begin to remember.

Summary:

These are the most important things to remember about pronouns:

The form of the Greek pronoun tells you its number, person, gender and case. You need to understand what each of these terms mean. Remembering all the forms is good, but not essential.

A Greek pronoun's *number* is either singular when it stands for one or plural when it stands for more than one.

A Greek pronoun's *gender* is either masculine when standing for male nouns, feminine for feminine nouns or neuter for neuter nouns. If the gender is unknown or mixed (as in a crowd of people) the masculine form is used.

A Greek pronoun's *person* is first when the speaker/writer is being referenced, second when the listener/reader is being referenced or third if it is neither the speaker/writer or listener/reader.

A Greek pronoun's *case* depends on how it is used in the sentence. The four cases of Greek pronouns are Nominative, Genitive, Dative and Accusative. You need to be able to remember how each case is used in a sentence.

If it is a subject or predicate nominative it is Nominative case.

If it is used to indicate possession it is Genitive case.

If it is used as the indirect object it is Dative case.

If it is used as the direct object it is Accusative case.

If it is an object of a preposition it might be Genitive, Dative or Accusative depending on which preposition it is.

Exercise 12.1

Complete the statements below using these words:

Pronouns, Nominative, Genitive, Dative, Accusative

- α) All the Third person personal _____ begin with αυτ.
- β) The Masculine and Neuter are always the same as each other for _____ and _____ case.
- γ) The singular _____ always ends in a vowel with an iota subscript.
- δ) The plural _____ always ends with ις.
- ε) In the Neuter Gender the _____ and _____ are identical.
- ζ) The plural _____ is identical for all genders.
- η) These pronouns all have the same gender: αυτος, αυτου, αυτω, αυτον, αυτοι, αυτων, αυτοις, αυτους What is their gender? _____
- θ) These pronouns all have the same person: συ, σου, σοι, σε, υμεις, υμων, υμιν, υμας What is their person? _____
- ι) These pronouns all have the same number: ημεις, ημων, ημιν, ημας, υμεις, υμων, υμιν, υμας, αυτοι, αυτων, αυτους, αυται, αυταις, αυτας, αυτοις, αυτα What is their number? _____
- κ) These pronouns all have the same case: ημιν, υμιν, αυτοις, αυταις, αυτοις, εμοι, μοι, σοι, αυτω, αυτη, αυτω What is their case? _____
- λ) These pronouns all have the same gender: αυτο, αυτου, αυτω, αυτο, αυτα, αυτων, αυτοις, αυτα What is their gender? _____

- μ) These pronouns all have the same person: αυτος, αυτου, αυτω, αυτον, αυτοι, αυτων, αυτοις, αυτους, αυτη, αυτης, αυτη, αυτην, αυται, αυτων, αυταις, αυτας, αυτου, αυτο, αυτοις, αυτα What is their person? _____
- ν) These pronouns all have the same number: εγω, εμου, εμοι, εμε, μου, μοι, με, συ, σου, σοι, σε, αυτος, αυτου, αυτω, αυτον, αυτη, αυτης, αυτη, αυτην, αυτο, αυτου, αυτω, αυτο What is their number? _____
- ξ) These pronouns all have the same case: ημων, υμων, αυτων, αυτων, αυτων, εμου, μου, σου, αυτου, αυτης, αυτου What is their case? _____
- ο) These pronouns all have the same gender: αυτη, αυτης, αυτη, αυτην, αυται, αυτων, αυταις, αυτας What is their gender? _____
- π) These pronouns all have the same person: εγω, εμου, εμοι, εμε, μου, μοι, με, ημεις, ημων, ημιν, ημας What is their person? _____
- ρ) These pronouns all have the same case: ημας, υμας, αυτους, αυτας, αυτα, εμε, με, σε, αυτον, αυτην, αυτο What is their case? _____
- σ) These pronouns all have the same case: ημεις, υμεις, αυτοι, αυται, αυτα, εγω, συ, αυτος, αυτη, αυτο What is their case? _____

Exercise 12.2 Supply the English meaning.

If it is a pronoun supply case, number, and gender only if it is ambiguous in English.

- 1) Ιησους –
- 2) και –
- 3) μαρτυρω –
- 4) οτι –
- 5) οιδα –
- 6) περι –
- 7) αυτη –
- 8) ου, ουκ, ουχ –
- 9) ακουω –
- 10) εχω –

Review the chart on page 28 of the *Reference Booklet* and then tell your teacher you are ready for Quiz #12.

Lesson 13 The Greek Article - ὁ, ἡ, το

The article follows almost the same pattern as the pronoun in the third person. In fact in all numbers and genders of the Genitive, Dative, Accusative and Nominative Neuter if you take alpha upsilon (αυ) off the front of the personal pronoun they are identical. Even the nominative of the masculine plural and feminine singular and plural is similar except that you must remove the αυτ from the personal pronoun to make them match. Masculine, singular, nominative is completely different except for the omicron. (Notice the rough breathing marks on most of the nominative forms.)

This pattern is called a declension. To write an article, noun, pronoun or adjective out in this order with all the forms shown is called declining the word. I have declined the Greek article here. Study this declension very carefully. It is a key which will unlock a great deal of Greek for you.

Number	Singular			Plural		
	Masculine	Feminine	Neuter	Masculine	Feminine	Neuter
Nominative	ὁ	ἡ	το	οἱ	αἱ	τα
Genitive	του	της	του	των	των	των
Dative	τω	τη	τω	τοις	ταις	τοις
Accusative	τον	την	το	τους	τας	τα

It might help you to remember it if you notice these points:

- Across the nominative everything is unique.
- των is always genitive plural without regard to gender.
- Look for eta (η) in feminine singular and alpha (α) in feminine plural.
- Look for iota (ι) in the dative. Subscript = singular, not subscript = plural.
- Neuter always looks like masculine in the genitive and dative.
- Neuter accusative is always the same as neuter nominative.

If this word is translated it is almost always translated "the." I say, "if," because quite often it is not translated. The Greeks were very generous with their articles. They appear much more frequently than they do in English and if they were all translated it would sound very awkward. However, because they were so generous with the article, when you are translating much of the time you can puzzle out the case of the nouns and adjectives without having to memorize the declension of every noun and adjective.

The reason for this is that the case of the noun almost always agrees with words that modify it. For instance, in Greek the phrase "the hour" is ἡ ὥρα. Remembering that ὥρα is the nominative singular form of hour may escape you but if you remember that ἡ is the nominative singular of "the" you do not have to remember ὥρα. The case, number and gender of the article almost always agrees with the noun it modifies. Since you know ἡ is nominative, singular, and feminine you can ὥρα is the same. So if you take the time to memorize the declension of "the" you can translate a large percentage of nouns and adjectives you encounter without memorizing

their forms either because a "the" precedes them in the Greek or because they happen to use the same endings as "the" when they are declined. Memorize this "the" declension which in most Greek textbooks you will find called the declension of *ὁ, ἡ, το*, (the nominative forms)

Exercise 13.1

Complete the following chart using these forms of the Greek article:

ὁ, ἡ, αἱ, οἱ, τῷ, τῇ, τῶ, τῶ, ταίς, ταῖς, τῆν, τῆς, το, το, τοῖς, τοῖς, τον, του, του, τους, των, των, των

Number	Singular			Plural		
Gender	Masculine	Feminine	Neuter	Masculine	Feminine	Neuter
Nominative						
Genitive						
Dative						
Accusative						

Exercise 13.2 Supply the English meaning.

If it is an article or pronoun supply case, number, and/or gender if it is ambiguous in English.

- 1) θεος –
- 2) εχω –
- 3) οἶδα –
- 4) τα –
- 5) αυτα –
- 6) και –
- 7) νυν –
- 8) ἡμῶν –
- 9) συ –
- 10) βιος –

Do not forget to make memory cards for each of the Greek forms of the article. You should review the cards you have made before and after each lesson.

Review the chart on the top of page 30 of the *Reference Booklet* and then tell your teacher you are ready for Quiz #13.

Lesson 14 The Greek Article Review, Gender & Number

You have probably noticed that the article has different forms for the three genders. Since most of the time English does not have different forms for gender except in the personal pronouns, you can ignore the gender or articles, nouns, and adjectives with a couple of important exceptions. One of the exceptions applies to adjectives and the other to nouns. This section is about articles but lets go ahead and deal with it now and then you can stop worrying about gender.

Most of the time with nouns you can ignore gender. But if you are talking about a word like chicken or horse it becomes important. The masculine form of chicken should be translated rooster, the feminine, hen, and the plural is chickens. The masculine form of horse is stallion, the feminine is mare, and the plural is horses. The Greek word for queen is the feminine form of the Greek word for King. However, most English nouns carry no gender and the Greek gender can be ignored.

Here are a few examples of nouns according to Greek gender:

Masculine	Feminine	Neuter
age, eternity	assembly, congregation	blood
angel, messenger	authority, power	body
apostle, envoy	city	child, descendant
commandment	day	fire
crowd, multitude	faith, belief	good news, gospel
death	flesh, body	name, reputation
disciple, student	glory, majesty, fame	Sabbath, week
eye, sight	grace, favor, kindness	sign, miracle
foot	heart, inner self	spirit, wind, breath
heaven, sky	hope, expectation	water
law	hour	will, desire, purpose
stone	life	work, deed, action

In other words, most of the time the gender does not affect translation. It does come in handy with adjectives sometimes. As has been mentioned before Greek sentences were not always in the same order as they would be in English. They often put the verb later in the sentence than we do. They also liked to scoot the most important words in the sentence toward the front for emphasis. If an important word is not the subject of the sentence the word order seems very strange to us. Sometimes this makes it difficult to match adjectives to the noun they go with. The adjective will almost always match the gender of the noun it modifies. Often that is just the clue needed to translate the adjective into English correctly. This seldom happens with articles. When they stir up the order of the words the articles faithfully follow the nouns around.

If we were trying to translate English into Greek, gender would be very important because we would have to make sure all the articles, adjectives, and nouns matched up with each other like they should. Most of the time though when you are going the other way you can ignore it except when you are trying to puzzle out which adjective goes with which noun or whether it is a cow or a bull.

When gender matters:

John 1:11 "He came unto his own, and his own received him not."

The first "own" is neuter and the second is masculine. A more wordy rendering:

He came into his own things (country, right-to-rule, property) and his own people (masculine in the plural usually means men & women) received him not.

Luke 8:1-3 "And it came to pass afterward, that he went throughout every city and village, preaching and shewing the glad tidings of the kingdom of God: and the twelve were with him, And certain women, which had been healed of evil spirits and infirmities, Mary called Magdalene, out of whom went seven devils, And Joanna the wife of Chuza Herod's steward, and Susanna, and many others, which ministered unto him of their substance."

Does the "many others" include men as well as women? No. The "their" in the final two words is feminine. It was women only who were ministering to Jesus and the twelve of their substance.

When number matters:

Luke 22:31-32 "And the Lord said, Simon, Simon, behold, Satan hath desired to have you (plural as in referring to all the apostles or at least all those present), that he may sift you as wheat: But I have prayed for thee (just Simon), that thy faith fail not: and when thou art converted, strengthen thy brethren."

Exercise 14.1

This exercise shows how the article can be used to determine the case and number of a noun. It uses Greek articles with English nouns to demonstrate how you can use the article to aid in translation. Each sentence of the exercise consists a verb and the helper words we use in English for possessives and indirect objects. For each sentence you are shown several noun phrases. Using the Greek article you can determine how the noun is used in the sentence. The case of the article/noun and the context of the sentence will determine this. Translate these noun phrases to fill in the blanks below. Assume the article gives the English noun's case and number. The first one is completed as an example. Choose the number of the noun from the article. You may use the chart on the top of page 30 in the *Reference Materials*. I recommend you work each sentence by finding the subject first.

A) το (ball or balls), του (boy or boys), ό (father or fathers), τη (woman or women)

The father of the boy throws the woman the ball.

The father has to be the subject because it is nominative. The boy is genitive so he must be the owner of the father. The woman is dative so it is the indirect object of the verb. (The ball is what is being thrown, but the woman receives the action indirectly, since the ball is thrown *to her*.) The ball could be nominative or accusative but since there is already a subject we use accusative making it the direct object.

B) αυτην, της (girl or girls), τω (man or men), ή (mother or mothers)

_____ of _____ entrusts _____

to _____.

Γ) του (boy or boys), τα (dog or dogs), τα (pet or pets)

_____ are _____ of _____.

Δ) ή (daughter or daughters), του (man or men), το (thing or things), τη (woman or women)

_____ of _____ pitches _____

to _____.

E) το (basket or baskets), του (game or games), το (goal or goals)

_____ is _____ of _____.

Z) οί (man or men), ταις (woman or women), τα (word or words)

_____ says _____ to _____.

H) το (boss or bosses), του (man or men), ό (son or sons)

_____ of _____ is _____.

Θ) του (man or men), τω (man or men), τον (son or sons), ή (woman or women),

_____ gives _____ of _____

to _____.

Exercise 14.2 - Supply the English meaning.

If it is an article or pronoun supply case, number, and gender if it is ambiguous in English.

- 1) ὕδωρ –
- 2) αὐτῶ –
- 3) ὑμᾶς –
- 4) αὐτᾶς –
- 5) υἱός –
- 6) αὐτοῦ –
- 7) αὐτῆν –
- 8) αὐταί –
- 9) καί –
- 10) αὐτοῖς –

Review the chart on the top of page 30 of the *Reference Booklet* and then tell your teacher you are ready for Quiz #14.

Lesson 15 How it Helps to Know Greek

Ephesians 3:11 "According to the eternal **purpose** which he **purposed** in Christ Jesus our Lord:"

The Greek word translated "*purposed*" is ποιεω *poieo*, which basically means do or make, has a wide range of sense including: do, make, bear, cause, keep, produce, celebrate, do good, give, perform, prepare, show some particular thing, to be the author of, accomplish, acquire, act, appoint, be active, bring about, bring forth, claim, commit, consider, construct, count, create, effect, execute judgement, quiz authority, fashion, form, fulfill, lead one out, live, make ready, practice, pretend to be someone or something, provide, provide for one's self, put forth, satisfy, shoot forth, spend, stay for a period of time, to act rightly, to carry out, to execute, to force one do something, to keep a promise, to make ready, to put one forth, work, or yield.

In this verse, ποιεω *poieo* is translated "carried out" by NASB and NLT, "executed" by MSG, "accomplished" by NKJV, "made" by YLT and DR, "purposed" by ASV, DARBY, NWB and KJV, "formed" by WNT, and "did" by WEB. When ποιεω *poieo* is translated "purposed" the sense is to intend or plan to do, accomplish, or perform something.

The Greek word translated "purpose" in this verse is προθεσις *prothesis* is properly translated "purpose". However, its range of sense also includes the idea of a show or demonstration. Thayer's Lexicon says προθεσις can mean, "a setting forth of a thing, placing of it in view, the shewbread (i.e. twelve loaves of wheaten bread, corresponding to the number of the tribes of Israel, which loaves were offered to God every Sabbath, and separated into two rows, lay for seven days upon a table placed in the sanctuary or front portion of the tabernacle, and afterwards of the temple)" See Exd 25:30, 35:13, 39:36, Num 4:7, 1Sa 21:6, 1Ki 7:48, 1Ch 9:32, 23:29, 28:16, 2Ch 2:4, 4:19, 13:11, 29:18, Neh 10:33, Mat 12:4, Mar 2:26, Luk 6:4, Hbr 9:2

Easton's Bible Dictionary has this entry for shewbread: "Exo 25:30 (R.V. marg., "presence bread"); 1Ch 9:32 (marg., "bread of ordering"); Num 4:7 : called "hallowed bread" (R.V., "holy bread") in 1Sa 21:1-6. This bread consisted of twelve loaves made of the finest flour. They were flat and thin, and were placed in two rows of six each on a table in the holy place before the Lord. They were renewed every Sabbath (Lev 24:5-9), and those that were removed to give place to the new ones were to be eaten by the priests only in the holy place (see 1Sa 21:3-6; compare Mat 12:3, Mat 12:4). The number of the loaves represented the twelve tribes of Israel, and also the entire spiritual Israel, "the true Israel;" and the placing of them on the table symbolized the entire consecration of Israel to the Lord, and their acceptance of God as their God. The table for the bread was made of acacia wood, ..."

Given all of the above and the context of Paul talking about Gentiles being part of the family of God it seems a better translation of this verse might be, "According to the eternal shewbread which He made in Christ Jesus our Lord." That there is just one of Jesus instead of twelve loaves would help convey the idea that we are all one tribe now, not twelve, or Jews, Samaritans, and Gentiles or any other divisions. The modifier "eternal" also helps convey the idea that the constant renewing of the shewbread in the temple is no longer needed now that we have Jesus Christ. It certainly gives me something else to think about next time we take the Lord's Supper.

Exercise 15.1

Alpha) Use the words number, plural and singular to complete this sentence:

A Greek pronoun or article has _____ which is either _____ when it means one, or _____ when it means more than one.

Beta) Use the words feminine, gender, masculine and neuter to complete this sentence:

A Greek pronoun or article has _____ which is either _____ when it means male or the gender is unknown, _____ for when it means female, or _____ when it means neither.

Gamma) Use the words first, person, second and third to complete these sentences:

A Greek pronoun has _____ which is _____ when the speaker/writer is being referenced, _____ when the listener/reader is being referenced or _____ if it is neither the speaker/writer or listener/reader. The Greek article does not have the attribute of _____ because it is used only for _____ .

Delta) Use the words Accusative, Dative, Genitive, and Nominative to complete these sentences:

A Greek pronoun or article has case depending on how it is used in the sentence. If it used with or as a subject or predicate nominative it is _____ case, to indicate possession it is _____ case, the indirect object is _____ case, and the direct object is _____ case. If it is an object of a preposition it might be _____ , _____ or _____ depending on which preposition it is and what is meant.

Exercise 15.2 Supply the English meaning.

If it is an article or pronoun supply case, number, and gender if it is ambiguous in English.

1) νυν –	6) λογος –
2) αυτη –	7) αγγελια –
3) ειμι –	8) υιος –
4) σου –	9) αληθεια –
5) τοις –	10) ου, ουκ, ουχ –

Review the chart on page 27 of the Reference Booklet and lessons 11 through 14. You will need to have the Greek article chart on top of page 30 of the Reference Booklet memorized in order to pass the test. Tell your teacher you are ready for Test #3.

Introduction to Koiné Greek is a unique new approach to learning the Greek originally used to write the New Testament. The course takes the student very quickly into translating the Bible. Most of the concepts used in translation are then learned by example while the student is also gaining new insights into God's beautiful words.

This course contains everything you will need to translate the entire First Epistle of John into English. It includes a copy of the Greek text and all the reference materials necessary to render it into sensible English. Although designed to be used for home schooled High School students it may be used equally well as a self-study guide for adults or in a classroom.